

Nashoba Regional High School

Profile 2016-2017

12 Green Road, Bolton, Massachusetts 01740
 Tel. (978) 779-0122 Fax (978) 779-5581 Web: www.nrhs.nrsd.net
 Email: First-initialLast-name@nrsd.net ex Jdoe@nrsd.net

Administrative

Brooke Clenchy, *Superintendent*
 Dr. Parry Graham, *Principal*
 Brian Cote, *Assistant Principal*
 Steve Cullinane, *Assistant Principal*

CEEB/ACT School Code: 220-162

Guidance Staff

Jodi Specht, *Counselor & Director*
 Katie Abruzzese, *Counselor*
 Sue Allaire, *Career Counselor*
 Sarah Dodd, *Counselor*
 Dan Glover, *Counselor*
 Trevor Short, *Counselor*
 Jeanine Eickhorst, *Registrar*
 Stephanie Hilliger, *Dept. Secretary*

Sample colleges accepting Nashoba graduates past 4 years

Adelphi	Central Florida, U of	FIT	Louisiana State U	NH Institute of Art	Sacred Heart	Texas A&M
Agnes Scott	Centre	Florida Southern	Loyola Marymount U	UNH	Saint Anselm	TCU
Alabama, U of	Champlain	U of Florida	Loyola U Chicago	NYU	Saint Michael's	Texas Tech
Albany, Pharmacy	Chapman	Fordham U	Loyola U Maryland	UNC, Chapel Hill	Salve Regina	UT, Austin
U of Alberta	College of Charleston	Franklin and Marshall	Loyola U New Orleans	UNC, Pembroke	San Diego State	UT, San Antonio
Alfred	U of Chicago	Furman U	Lycoming	UNC, Wilmington	U San Diego	Ohio State U
American	Christopher Newport	George Mason	Lynn U	U of North Texas	U San Francisco	Trinity
Amherst	Clark	George Washington	Macalester	Northeastern	Santa Clara	Tufts
Andrews	Clarkson	Georgetown	U Maine, Augusta	Norwich	Sarah Lawrence	Tulane
Arcadia	Clemson	Georgia Tech	U Maine, Farmington	Nova Southeastern	SCAD	Union
Art Inst Chicago	Coastal Carolina	U of Georgia	Maine Col of Art	Oakwood	U of Scranton	US Military Academy
ASU	Colby	Gettysburg	U of Maine	Oberlin	Seattle	Ursinus
Arizona, U of	Colby-Sawyer	U of London	Manhattan	Occidental	Seton Hall	U of Utah
Assumption	Colgate	Gordon	Marist	Ohio U	Sewanee	Utica
Augsburg	U Colorado, Boulder	George Washington	Martin Luther	Oklahoma City U	Siena	Vanderbilt
Babson	U Colorado, Denver	Grand Canyon U	UMD	Old Dominion	Simmons	Vassar
Baldwin Wallace	CO School of Mines	Grinnell	Marymount Manhattan	Pace	Skidmore	UVM
Bard	Connecticut	Hamilton - NY	Mass Art	U of the Pacific	Smith	Villanova
Barry	U Conn	Hampshire	MCLA	Parsons	U of South Carolina	Virg Commonwealth
Bates	Corcoran Art Design	U of Hartford	MCPHS	Paul Smith's	U of South Florida,	Virginia Tech
Baylor	Cornell Col	Hartwick	MIT	Penn State	Tampa	Wagner
Belmont	Cornell U	Haverford	Mass Maritime	U of Pennsylvania	U of So. California	Wake Forest
Bennington	Culinary Inst America	U of Hawaii	U Mass, Amherst	U of Pittsburgh	U of S. Maine	Washington Jefferson
Bentley	Dartmouth	High Point	U Mass, Boston	Pitzer	SMU	Washington and Lee
Berklee	Davidson	Hobart & Wlm Smith	U Mass, Dartmouth	Plymouth State U	Springfield	U of Washington
Berry	U of Dayton	Hofstra	U Mass, Lowell	U of Portland	St. Bonaventure	U of Waterloo
Binghamton	U of Delaware	Holy Cross	McGill U	Pratt Institute	St. John's U	Wellesley
BC	Denison	U of Houston	The U of Memphis	Princeton U	St. Lawrence	Wells
BU	U of Denver	Howard	Merrimack	Providence	St. Olaf	Wentworth
Bowdoin	DePaul	U Illinois	Messiah	Purdue	Stanford	Wesleyan
Brandeis	DeSales	Indiana	Miami U, Oxford	Queen Mary, U of	SUNY Albany	West Texas A&M
British Columbia, U of	Dickinson	Ithaca	U of Miami	London	SUNY, Buffalo	West Virginia
Brown	Drew	Jacksonville U	U of Michigan	Quinnipiac	SUNY Cobleskill	Western Kentucky
Bryant	Drexel	James Madison	Middlebury	Radford	SUNY Cortland	Western New England
Bucknell	Duke	Johns Hopkins	U Minn, Twin Cities	Randolph-Macon	SUNY ESF	Wheaton (MA)
Butler	Duquesne	Kenyon	Mississippi State U	U of Redlands	SUNY Geneseo	Wheelock
U of Calgary	Eckerd	La Sierra	Mitchell	Regis	SUNY New Paltz	William and Mary
Cal. Tech.	Elmira	Lafayette	Montana State U,	RPI	SUNY Oneonta	Williams
UC, Berkeley	Elon	Lake Erie	Montserrat of Art	URI	SUNY Plattsburgh	U of Wisconsin,
UC, Los Angeles	Embry-Riddle	Lake Forest	Morehead State U	Rhodes	SUNY Purchase	Madison
UC, San Diego	Emerson	Lasell	Mount Holyoke	Rice	Stevens Institute	Wittenberg U
UC, Santa Barbara	Emmanuel	Le Moyne	Muhlenberg	Richmond	Stonehill	WPI
Calvin	Emory	Lehigh	Museum Fine Arts	Ringling Art Design	Stony Brook	
Carleton	Endicott	Lesley	Nazareth	Roanoke	Suffolk	
Carnegie Mellon	Fairfield	Lewis & Clark	U of Nevada, Reno	RIT	Syracuse	
Case Western	Fairleigh Dickinson	Liberty	NE Culinary Institute	U of Rochester	U of Tampa	
Catholic	Findlay, U of	Lincoln	NE Sch Art & Design	Roger Williams	Temple	
Cazenovia	Flagler	LIU, CW Post	NE Sch Photography	Rollins	Tennessee Tech	
Cedarville	Florida Atlantic U	Longwood U	U of New England	Rutgers	U of Tenn, Knoxville	

College Reps are encouraged to visit with our seniors. Contact the Guidance Secretary to schedule 978.779.0122

Nashoba Regional High School

The Nashoba Regional School District serves the towns of Bolton, Lancaster and Stow, residential & agricultural suburbs about 25 miles west of Boston. Each of these three towns has a mix of professional, managerial, skilled and unskilled worker residents.

Nashoba Regional High School is a four year comprehensive public high school (9-12) with NEASC accreditation.

10/1/16 Enrollment: Grade 9226 Grade 11273
Grade 10.....254 Grade 12248

Post-Secondary Plans – Class of 2016

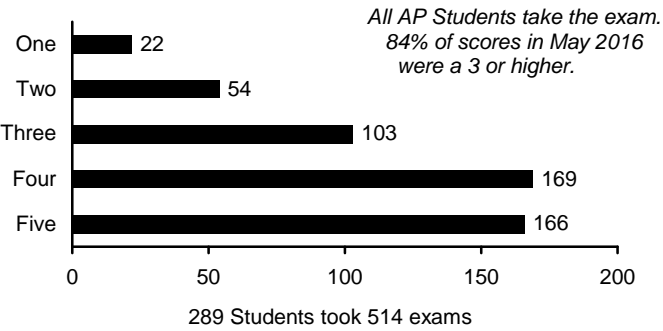
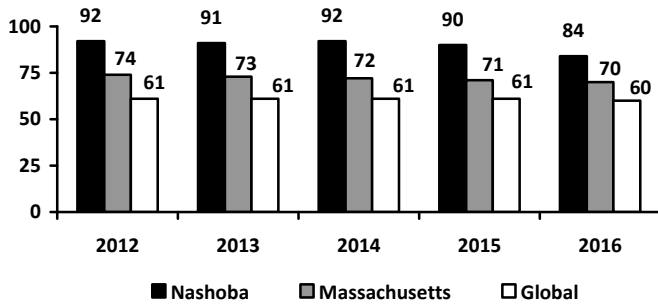
92% of the graduates of the Class of 2016 applied to over 239 different postsecondary institutions with a 73% acceptance rate.

2016 Graduates Attending:

Four Year College 87%
Two Year & Career College 12%
Career/Military/Gap Year 1%

Advanced Placement Results – May 2016

% of Total AP Students with Scores 3+



All AP Students take the exam.
84% of scores in May 2016 were a 3 or higher.

Biology	Chemistry	Physics 1	Physics C Mech
Calculus AB	Calculus BC	Statistics	Psychology
English Lit	US History	European Hist	US Gov & Pol
Latin	French Lang.	German Lang.	Spanish Lang.
Music Theory	Studio Art, 2D & 3D, Drawing		

(All AP courses approved through AP Audit)

51% of the 2016 graduating class took at least 1 AP class and earned at least a 3 on the exam.

AP Awards

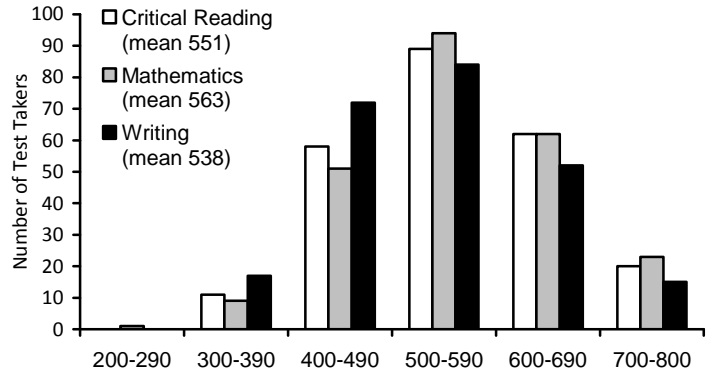
	Test Date:	2013	2014	2015	2016
AP Scholars		37	41	31	30
AP Scholars with Honor		11	22	17	18
AP Scholars with Distinction		28	37	38	35
National AP Scholars		5	5	4	3

National Merit

Class of:	2014	2015	2016	2017
Commendations	10	17	11	15
Semi-finalist	3	2	1	8
Finalists	3	2	nyr	nyr

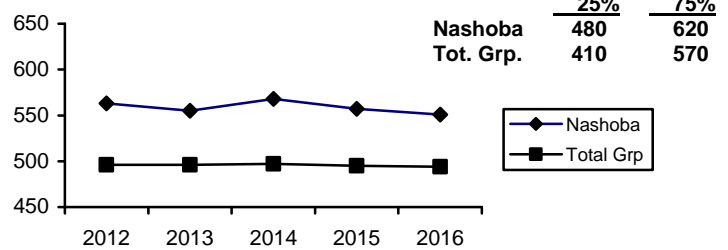
SAT Test Scores - Class of 2016

SAT 1 Score Distribution

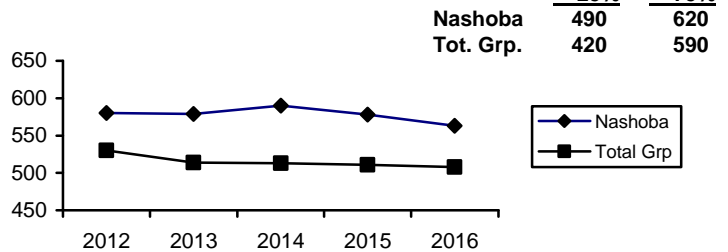


240 members of the Class of 2016 took the SAT I

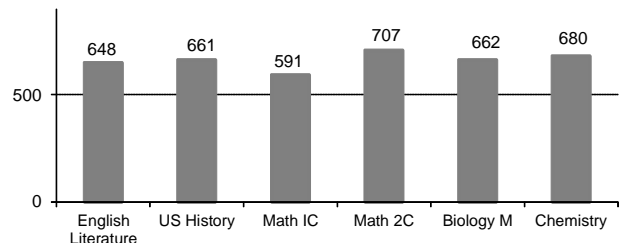
SAT I Historic Mean - Critical Reading



SAT I Historic Mean - Mathematics



SAT II Subject Test - Mean Scores 2016



Courses and Levels

AP – Advanced Placement	HON – Honors <i>Highest level of a course will be <u>either</u> AP or Honors*</i>
ACC – Accelerated <i>Courses designated with all above levels are included in the GPA</i>	CP – College Preparatory
NL – Not Leveled	SS – Summer School CS – School Based Community Service

Curriculum (as available to YOG 2017)

NRHS offers a comprehensive curriculum to all students. The complete program is available on the high school website at nrhs.nrsd.net.

The most rigorous courses offered for the Class of 2017 were:

English: Hon English 9, 10, Hon American Lit., Hon English 12*, AP English Literature & Composition.

Science: Hon Environmental Sci., Hon Physics w/Engineering Apps, Hon Biology*, AP Biology, AP Chemistry, AP Physics C Mech, AP Physics 1, Acc Anatomy & Physiology

Math: Hon Geometry, Hon Algebra 2/Trig., Hon Pre-Calculus/Intro to Calc, AP Calculus AB, AP Calculus BC, AP Statistics, AP Comp Sci.

Social Studies: Hon World History, Hon Civil War, Hon Facing History, Hon Understanding the 60's, Hon Pre-AP US History 1, Hon Anthropology, AP US History, AP Psychology, AP US Gov't & Pol

Language: HON French 1,2,3,4, HON Spanish 1,2,3,4, AP Spanish Language; HON Latin 1,2,3, AP Latin Literature, HON German 1,2,3, AP German Language.

* Notes:

- Courses offered as AP are not available as Honors with the exception of Hon Biology & Hon English 12 which are comparable in rigor to AP but follow local curriculum.
- If not listed above, Accelerated is the most rigorous level available.
- AP course enrollment is limited only by scheduling

Graduation Requirements

In addition to passing MCAS scores, 90 credits are required to graduate. Full year courses grant 4 credits; semester courses, 2 credits. Students must take & pass the following:

English	16 credits
Social Studies	12 credits (U.S. History req'd)
Science	12 credits
Mathematics	12 credits
World Language	8 credits
PE/Wellness/Health	4 credits
Fine & Performing Arts	4 credits
Computer Technology	4 credits

Special Programs

- Nashoba is one of two high schools in Massachusetts offering a state-certified EMT program.
- Each year, the Harvard-Smithsonian Center for Astrophysics in Cambridge, MA offers an internship to one Nashoba junior.
- 5 Nashoba seniors are participating in dual enrollment programs at local community and state colleges this year.

Marking System

GPA Calculations

The cumulative unweighted GPA posted on the transcript is based upon a 4.0 scale and includes all courses receiving a letter grade.

Weighted GPA

The following chart describes application of quality points.

Grade	Numeric Equivalent	AP/HON	ACC	CP
A+	97 & above	5.00	4.50	4.00
A	93-96	4.75	4.25	3.75
A-	90-92	4.50	4.00	3.50
B+	87-89	4.25	3.75	3.25
B	83-86	4.00	3.50	3.00
B-	80-82	3.75	3.25	2.75
C+	77-79	3.50	3.00	2.50
C	73-76	3.25	2.75	2.25
C-	70-72	3.00	2.50	2.00
D+	67-69	2.75	2.25	1.75
D	63-66	2.50	2.00	1.50
D-	60-62	2.25	1.75	1.25
F	Below 60	0.00	0.00	0.00

The weighted GPA is calculated using the allotted quality points multiplied by the number of credits, and the above product is then divided by the total number of credits.

$$\frac{\text{Quality points} \times \# \text{ Credits}}{\text{Total credits}} = \text{Weighted GPA}$$

Nashoba discontinued ranking students as of 2014-2015

The highest weighted GPA in the Class of 2017 is 4.84 on a 5.0 scale.

The average weighted GPA is 3.5.

Class of 2017 (248 GPA members) Weighted GPA Distribution – 6 Semesters

Percent of class by GPA range

