

Nashoba Regional High School

Profile 2015-16

12 Green Road, Bolton, Massachusetts 01740
 Tel. (978) 779-0122 Fax (978) 779-5581 Web: www.nrhs.nrsd.net
 Email: First-initialLast-name@nrsd.net ex Jdoe@nrsd.net

Administrative

Michael Wood, *Superintendent*
 Dr. Parry Graham, *Principal*
 Brian Cote, *Assistant Principal*
 Kerry O'Donnell, *Assistant Principal*

Guidance Staff

Jodi Specht, *Director*
 Katie Abruzzese, *Counselor*
 Sue Allaire, *Career Counselor*
 Sarah Dodd, *Counselor*
 Dan Glover, *Counselor*
 Trevor Short, *Counselor*
 Jeanine Eickhorst, *Registrar*
 Stephanie Hilliger, *Dept. Secretary*

CEE/ACT School Code: 220-162

Sample colleges accepting Nashoba graduates 2012-2015

Adelphi	Centre	Florida Atlantic U	Longwood U	NH Institute of Art	Saint Anselm	TCU
Agnes Scott	Champlain	FIT	Louisiana State U	UNH	Saint Michael's	Texas Tech
Alabama, U of	Chapman	Florida Southern	Loyola Marymount U	NYU	Salve Regina	UT, Austin
Albany, Pharmacy	College of Charleston	U of Florida	Loyola U Chicago	UNC, Chapel Hill	San Diego State	UT, San Antonio
U of Alberta	U of Chicago	Fordham U	Loyola U Maryland	UNC, Pembroke	U San Diego	Ohio State U
Alfred	Christopher Newport	Franklin and Marshall	Loyola U New Orleans	UNC, Wilmington	U San Francisco	Trinity
American	Clark	Furman U	Lycoming	U of North Texas	Santa Clara	Tufts
Amherst	Clarkson	George Mason	Lynn U	Northeastern	Sarah Lawrence	Tulane
Andrews	Clemson	George Washington	Macalester	Norwich	SCAD	Union
Arcadia	Coastal Carolina	Georgetown	U Maine, Augusta	Nova Southeastern	U of Scranton	US Military Academy
ASU	Colby	Georgia Tech	U Maine, Farmington	Oakwood	Seattle	Ursinus
Arizona, U of	Colby-Sawyer	U of Georgia	Maine Col of Art	Oberlin	Seton Hall	U of Utah
Assumption	Colgate	Gettysburg	U of Maine	Occidental	Sewanee	Utica
Augsburg	U Colorado, Boulder	U of London	Manhattan	Ohio U	Siena	Vanderbilt
Babson	U Colorado, Denver	Gordon	Marist	Oklahoma City U	Simmons	Vassar
Baldwin Wallace	CO School of Mines	Goucher	Martin Luther	Old Dominion	Skidmore	UVM
Bard	Connecticut	Grand Canyon U	UMD	Pace	Smith	Villanova
Barry	U Conn	Grinnell	Marymount Manhattan	U of the Pacific	U of South Carolina	Virg Commonwealth
Bates	Corcoran Art and	Hamilton - NY	Mass Art	Parsons	U of South Florida,	Virginia Tech
Baylor	Design	Hampshire	MCLA	Paul Smith's	Tampa	Wagner
Belmont	Cornell Col	U of Hartford	MCPHS	Penn State	U of So. California	Wake Forest
Bennington	Cornell U	MIT	MIT	U of Pennsylvania	U of S. Maine	Washington Jefferson
Bentley	Culinary Institute of	Haverford	Mass Maritime	U of Pittsburgh	SMU	Washington and Lee
Berklee	America	U of Hawaii	U Mass, Amherst	Pitzer	Springfield	U of Washington
Berry	Dartmouth	High Point	U Mass, Boston	Plymouth State U	St. Bonaventure	U of Waterloo
Binghamton	Davidson	Hobart & Wlm Smith	U Mass, Dartmouth	U of Portland	St. John's U	Wellesley
BC	U of Dayton	Hofstra	U Mass, Lowell	Pratt Institute	St. Lawrence	Wells
BU	U of Delaware	Holy Cross	McGill U	Princeton U	St. Olaf	Wentworth
Bowdoin	Denison	U of Houston	The U of Memphis	Providence	Stanford	Wesleyan
Brandeis	U of Denver	Howard	Merrimack	Purdue	SUNY Albany	West Texas A&M
British Columbia, U of	DePaul	U Illinois	Messiah	Queen Mary, U of	SUNY, Buffalo	West Virginia
Brown	DeSales	Indiana	Miami U, Oxford	London	SUNY Cobleskill	Western Kentucky
Bryant	Dickinson	Ithaca	U of Miami	Quinnipiac	SUNY Cortland	Western New England
Bucknell	Drew	Jacksonville U	U of Michigan	Radford	SUNY ESF	Wheaton (MA)
Butler	Drexel	James Madison	Middlebury	Randolph-Macon	SUNY Geneseo	Wheelock
U of Calgary	Duke	Johns Hopkins	U Minn, Twin Cities	U of Redlands	SUNY New Paltz	William and Mary
Cal. Tech.	Duquesne	Kenyon	Mississippi State U	Regis	SUNY Oneonta	Williams
UC, Berkeley	Eckerd	La Sierra	Mitchell	RPI	SUNY Plattsburgh	U of Wisconsin,
UC, Los Angeles	Elmira	Lafayette	Montana State U,	URI	SUNY Purchase	Madison
UC, San Diego	Elon	Lake Erie	Montserrat of Art	Rhodes	Stevens Institute	Wittenberg U
UC, Santa Barbara	Embry-Riddle	Lake Forest	Morehead State U	Rice	Stonehill	WPI
Calvin	Emerson	Lasell	Mount Holyoke	Richmond	Stony Brook	
Carleton	Emmanuel	Le Moyné	Muhlenberg	Roanoke	Suffolk	
Carnegie Mellon	Emory	Lehigh	Nazareth	RIT	Syracuse	
Case Western	Endicott	Lesley	U of Nevada, Reno	U of Rochester	U of Tampa	
Catholic	Fairfield	Lewis & Clark	NE Culinary Institute	Roger Williams	Temple	
Cazenovia	Fairleigh Dickinson	Liberty	NE Sch Art & Design	Rollins	Tennessee Tech	
Cedarville	Findlay, U of	Lincoln	NE Sch Photography	Rutgers	U of Tenn, Knoxville	
Central Florida, U of	Flagler	LIU, CW Post	U of New England	Sacred Heart	Texas A&M	

College Reps are encouraged to visit with our seniors. Contact the Guidance Secretary to schedule 978.779.0122

Nashoba Regional High School

The Nashoba Regional School District serves the towns of Bolton, Lancaster and Stow, residential & agricultural suburbs about 25 miles west of Boston. Each of these three towns has a mix of professional, managerial, skilled and unskilled worker residents.

Nashoba Regional High School is a four year comprehensive public high school (9-12) with NEASC accreditation.

10/1/15 Enrollment: Grade 9257 Grade 11258
Grade 10.....276 Grade 12263

Post-Secondary Plans – Class of 2015

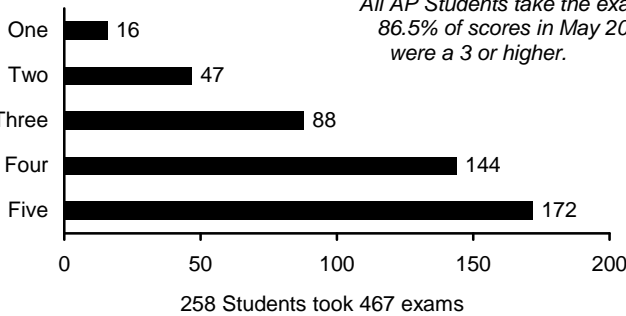
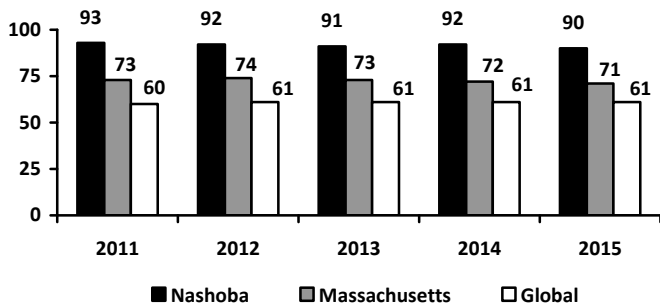
92% of the graduates of the Class of 2015 applied to over 288 different postsecondary institutions with a 69% acceptance rate.

2015 Graduates Attending:

Four Year College 83%
Two Year & Career College 11%
Career/Military/Gap Year 2%

Advanced Placement Results – May 2015

% of Total AP Students with Scores 3+



All AP Students take the exam.
86.5% of scores in May 2015 were a 3 or higher.

Biology Chemistry Physics C Calculus AB
Calculus BC Statistics Psychology English Lit
US History US Gov & Politics Latin French Lang.
German Lang. Spanish Lang. Music Theory Studio Art, 2D & 3D
Studio Art: Drawing (All AP courses approved through AP Audit)

58.2% of the 2015 graduating class took at least 1 AP class and earned at least a 3 on the exam.

AP Awards

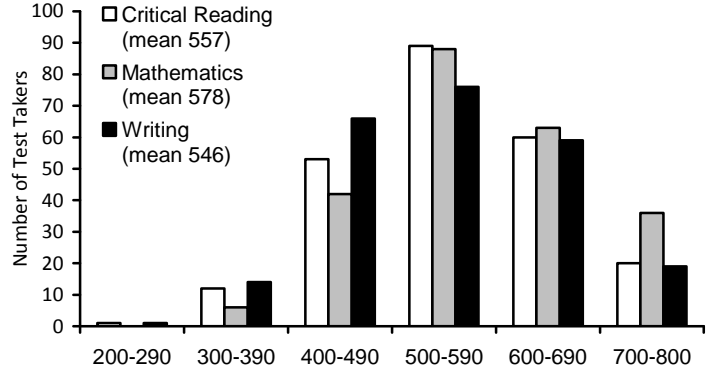
	Test Date:	2012	2013	2014	2015
AP Scholars		28	37	41	31
AP Scholars with Honor		14	11	22	17
AP Scholars with Distinction		29	28	37	38
National AP Scholars		3	5	5	4

National Merit

Class of:	2013	2014	2015	2016
Commendations	13	10	17	11
Semi-finalist	6	3	2	nyr
Finalists	5	3	2	nyr

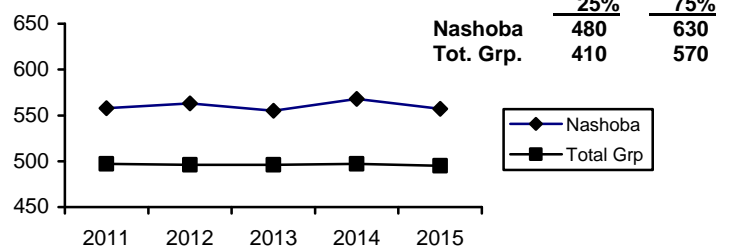
SAT Test Scores - Class of 2015

SAT 1 Score Distribution

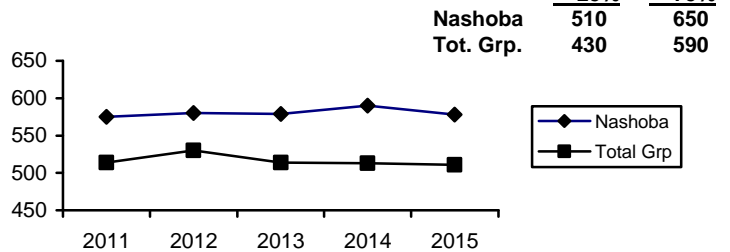


235 members of the Class of 2015 took the SAT I

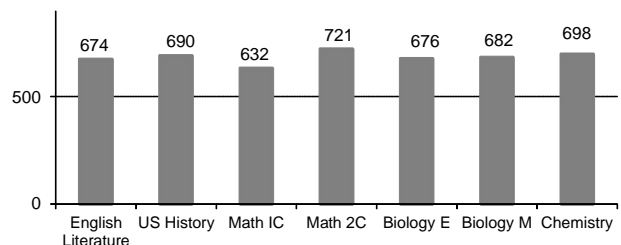
SAT I Historic Mean - Critical Reading



SAT I Historic Mean - Mathematics



SAT II Subject Test - Mean Scores 2015



Courses and Levels

AP – Advanced Placement	HON – Honors <i>Highest level of a course will be <u>either</u> AP or Honors*</i>
ACC – Accelerated <i>Courses designated with all above levels are included in the GPA</i>	CP – College Preparatory
NL – Not Leveled	SS – Summer School
VHS – Virtual High School	CS – School Based Community Service

Curriculum (as available to YOG 2016)

NRHS offers a comprehensive curriculum to all students. The complete program is available on the high school website at nrhs.nrsd.net.

The most rigorous courses offered for the Class of 2016 were:

English: Hon English 9, 10, Hon American Lit., Hon English 12*, AP English Literature & Composition.

Science: Hon Environmental Sci., Hon Physics w/Engineering Apps, Hon Biology*, AP Biology, AP Chemistry, AP Physics C, AP Physics 1

Math: Hon Geometry, Hon Algebra 2/Trig., Hon Pre-Calculus/Intro to Calc, AP Calculus AB, AP Calculus BC, AP Statistics.

Social Studies: Hon World History, Hon Civil War, Hon Facing History, Hon Pre-AP US History 1, Hon Understanding the 60's; AP US History, AP Psychology, AP US Gov't & Politics, AP European

Language: HON French 1,2,3,4, HON Spanish 1,2,3,4, AP Spanish Language; HON Latin 1,2,3, AP Latin Literature, HON German 1,2,3, AP German Language.

* Notes:

- Courses offered as AP are not available as Honors with the exception of Hon Biology & Hon English 12 which are comparable in rigor to AP but follow local curriculum.
- If not listed above, Accelerated is the most rigorous level available.

Graduation Requirements

In addition to passing MCAS scores, 90 credits are required to graduate. Full year courses grant 4 credits; semester courses, 2 credits. Students must take & pass the following:

English	16 credits
Social Studies	12 credits (U.S. History req'd)
Science	12 credits
Mathematics	12 credits
World Language	8 credits
PE/Wellness/Health	4 credits
Fine & Performing Arts	4 credits
Computer Technology	4 credits

Special Programs

- Nashoba is one of two high schools in Massachusetts offering a state-certified EMT program.
- Each year, the Harvard-Smithsonian Center for Astrophysics in Cambridge, MA offers an internship to one Nashoba junior.
- 3 Nashoba seniors are participating in dual enrollment programs at local community and state colleges this year.

Special Recognitions

2014 Newsweek Top High Schools – 162nd in Nation, 13th in Mass
2014 Daily Beast Top High Schools – 294th in Nation, 7th in Mass

Marking System

GPA Calculations

The cumulative unweighted GPA posted on the transcript is based upon a 4.0 scale and includes all courses receiving a letter grade.

Weighted GPA

The following chart describes application of quality points.

Grade	Numeric Equivalent	AP/HON	ACC	CP
A+	97 & above	5.00	4.50	4.00
A	93-96	4.75	4.25	3.75
A-	90-92	4.50	4.00	3.50
B+	87-89	4.25	3.75	3.25
B	83-86	4.00	3.50	3.00
B-	80-82	3.75	3.25	2.75
C+	77-79	3.50	3.00	2.50
C	73-76	3.25	2.75	2.25
C-	70-72	3.00	2.50	2.00
D+	67-69	2.75	2.25	1.75
D	63-66	2.50	2.00	1.50
D-	60-62	2.25	1.75	1.25
F	Below 60	0.00	0.00	0.00

The weighted GPA is calculated using the allotted quality points multiplied by the number of credits, and the above product is then divided by the total number of credits.

$$\frac{\text{Quality points} \times \# \text{ Credits}}{\text{Total credits}} = \text{Weighted GPA}$$

Nashoba discontinued ranking students as of 2014-2015

The highest weighted GPA in the Class of 2016 is 4.96 on a 5.0 scale.

The average weighted GPA is 3.4.

Class of 2016 (260 GPA members) Weighted GPA Distribution – 6 Semesters

Percent of class by GPA range

